



# PecStar<sup>®</sup> iEMS

An Integrated Application for  
Building Management



[www.cet-global.com](http://www.cet-global.com)

# Building Management



## Smarter Buildings

**PecStar® iEMS** can successfully integrate 3<sup>rd</sup> party devices and facilities with different protocols onto one single platform. Adopt a single point of control by integrating new and existing building systems through well-proven yet affordable solutions to increase comfort, safety and security for your premises.

## Features

- ✓ Large protocol library supports most 3<sup>rd</sup> party iEDs from major suppliers
- ✓ Dashboards for Energy Management, such as monitoring for electrical, steam, gas, oil and water
- ✓ Powerful Reporting Tools for users to create customized reports
- ✓ Support direct control to facilitate Security Control, Energy Saving, Safety Alarm and Protection
- ✓ Automatic Email and SMS Alarm algorithms for front line maintenance
- ✓ Energy flow chart of the entire system
- ✓ Device Maintenance and Load Management
- ✓ 3D visualization of power grid for intuitive presentation
- ✓ Fast database in seconds that can be queried and analyzed in real-time
- ✓ SCADA servers, databases, and communication processors provide full redundancy to ensure high system reliability
- ✓ Support a vast number of SCADA stations, communication channels, and IEDs for extensive, complex networks

## Benefits

- ✓ Reduced the development cycle and costs
- ✓ Enterprise-wide view and automated reporting
- ✓ Energy Saving and Efficiency report to identify unusual patterns of energy usage
- ✓ Information sharing between departments
- ✓ Increased productivity and operational efficiency
- ✓ Improved response time to events



# Digital Twin

CET's Digital Twin Solution is an add-on module of PecStar iEMS that integrates the measured data from your infrastructure, maps the information through digital models under different scenarios into a dynamic virtual copy of physical assets.



## 3D Visualization Of Power Grid

CET's Digital Twin is a one-stop solution to monitor and predict how the infrastructures perform, optimize operations, reduce downtime, prevent costly failures and decrease routine maintenance costs. The monitored and predicted data will be presented in 3D visual effects on the web. These make your management system more intelligent, efficient and presentable.



# Alarm Monitoring

Comprehensive Control, Alarm and Event Monitoring facilitates rapid responses for maintenance personnel in critical situations by sending Real-time alarm notification via SMS and/or Email to minimize potential damages.

Real-time Alarm Notification sent through SMS and Email



## Powerful Dashboard

User-friendly, flexible, and customizable dashboard, with drag and drop capability to form a display that suits your needs. Processing data in real time and showing trends and changes in data over time.

# Equipment Management

Device maintenance module is an important part of equipment management, which can record the maintenance time, maintenance users and maintenance content of the equipment. Furthermore, it can predict the next maintenance time.

Load management module can monitor real-time loads, analyze historical loads and adjust unreasonable loads.

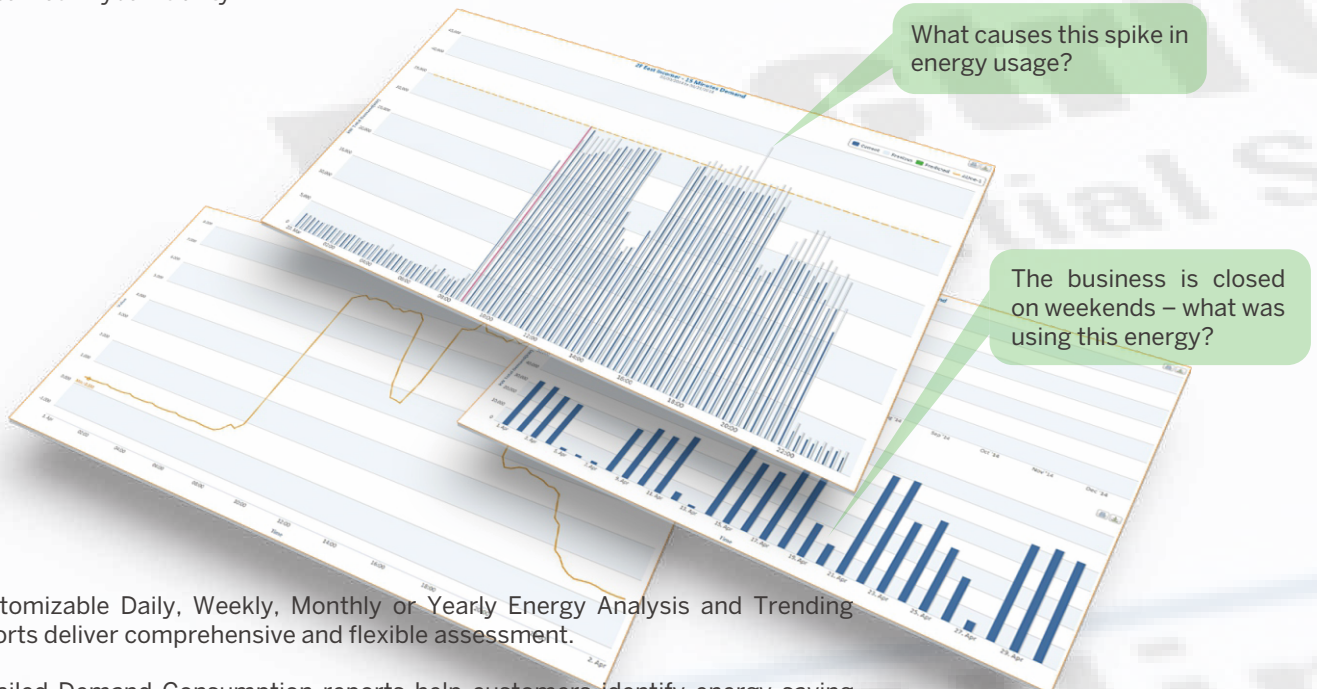
# Energy Management



Energy is critical to business operations and can be a major expense if not managed efficiently. An Effective EMS can help identify and implement improvements to raise energy performance and hence save cost. Integrating energy performance monitoring into management practice as recommended by ISO 50001 has become an international trend that provides a distinct advantage over those that do not in terms of competitiveness.

## How does PecStar iEMS help manage your energy use?

To start, a powerful tool with detailed energy analytics is needed to provide the necessary insights of how energy is consumed in your facility.



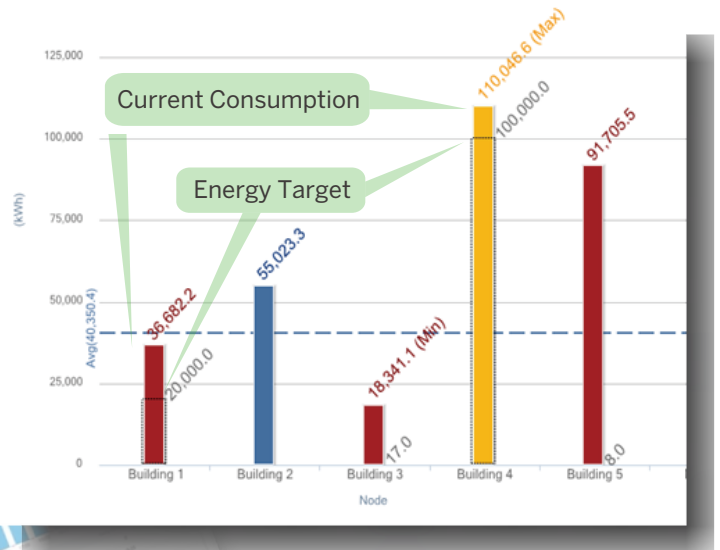
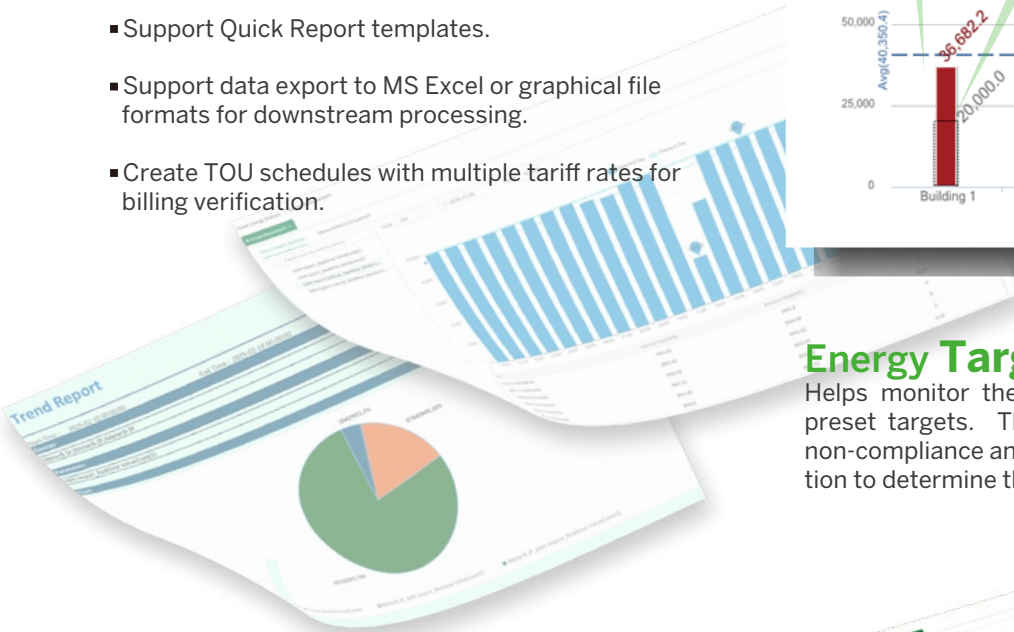
Customizable Daily, Weekly, Monthly or Yearly Energy Analysis and Trending reports deliver comprehensive and flexible assessment.

Detailed Demand Consumption reports help customers identify energy saving opportunities and develop a more efficient utilization plan in order to minimize energy usage and cost.



## Powerful Reporting Tools

- User-friendly GUI makes it easy for users to create customized reports for their specific needs.
- Support various reporting intervals such as Daily, Weekly, Monthly, Quarterly, Yearly, or at User Defined Period.
- Support customized Excel Report to meet user's various requirements.
- Support Quick Report templates.
- Support data export to MS Excel or graphical file formats for downstream processing.
- Create TOU schedules with multiple tariff rates for billing verification.



### Energy Target Compliance Report

Helps monitor the current energy consumptions against preset targets. This report provides insight for areas of non-compliance and allows customers to conduct investigation to determine the cause for excess energy consumption.

### Time-Of-Use (TOU) Reports

Allow organizations to perform Bill Comparison and Verification to ensure its energy consumption is correctly charged by the Utility. In order to achieve this, a highly accurate digital energy meter with comparable accuracy as the Utility Billing Meter is needed as a "Check Meter" at the same measurement location.



Energy Consumption Report

# Money saving --- up to 30%!

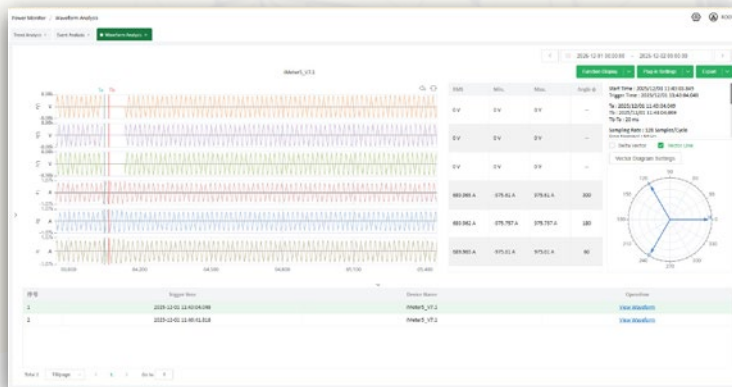
By understanding the energy usage via trending analysis and performing load shifting based on the TOU tariffs, customers will be able to develop a more efficient and economical energy usage scheme.

# Power Quality

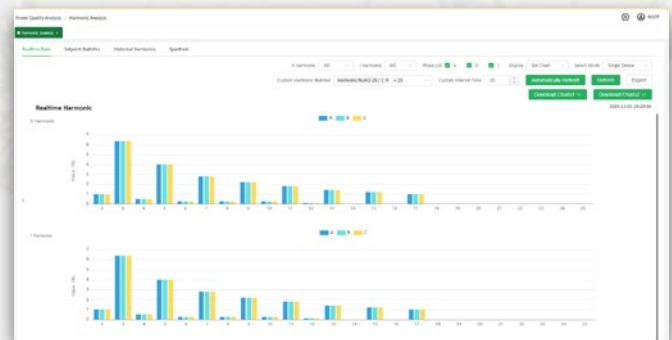
Power Quality Monitoring has drawn increasing attention from different industries such as 7x24 Manufacturing, Heavy Industries and the Financial Sector. Specifically, High-Technology Semiconductor Manufacturing, Automotive, Oil & Gas, Petrochemical, Banking, Data Center, Credit Card Transaction Center and Telecommunication are all vulnerable to significant financial impact in the order of hundreds of thousands of dollars per PQ event as a result of poor power quality such as Transients, Voltage Dips as well as Harmonics. PecStar iEMS provides powerful PQ Analytics to help customers visualize, diagnose and understand the causes of these PQ events so that effective mitigation techniques can be implemented to prevent similar problems from recurring, therefore keeping their facilities running continuously and minimizing the probability of potential financial damages.

## Raise the Awareness of PQ and Reliability Problems

The PQ Analytics graphically displays the Harmonic Spectrum, PQ Event information such as Timestamp, Category, Location, Magnitude and Duration as well as the captured Waveforms in high resolution.



PQ Event Log and Waveform Display

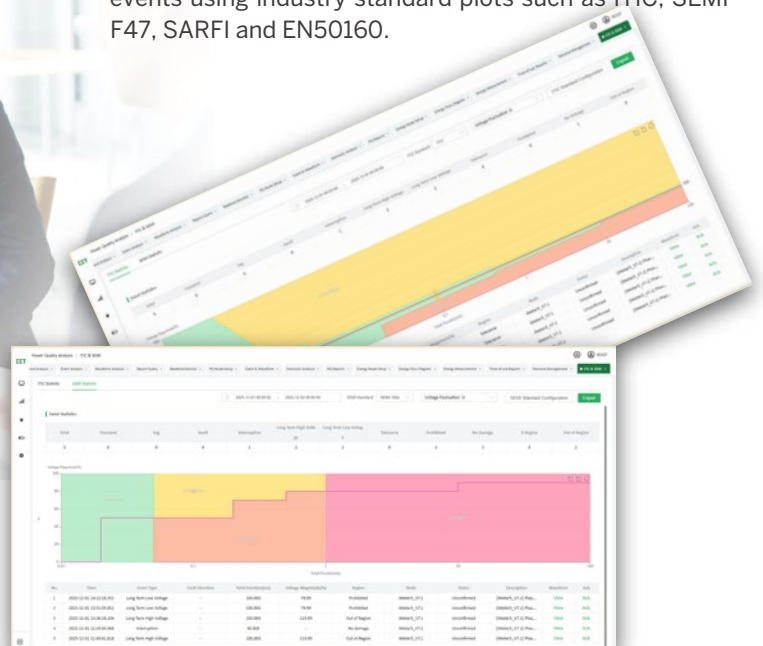


Harmonic Analysis

## Power Quality Compliance Check

Statistical Analysis and Visualization of Power Quality events using industry standard plots such as ITIC, SEMI F47, SARFI and EN50160.

ITIC and SEMI F47 Plots





# System Integration

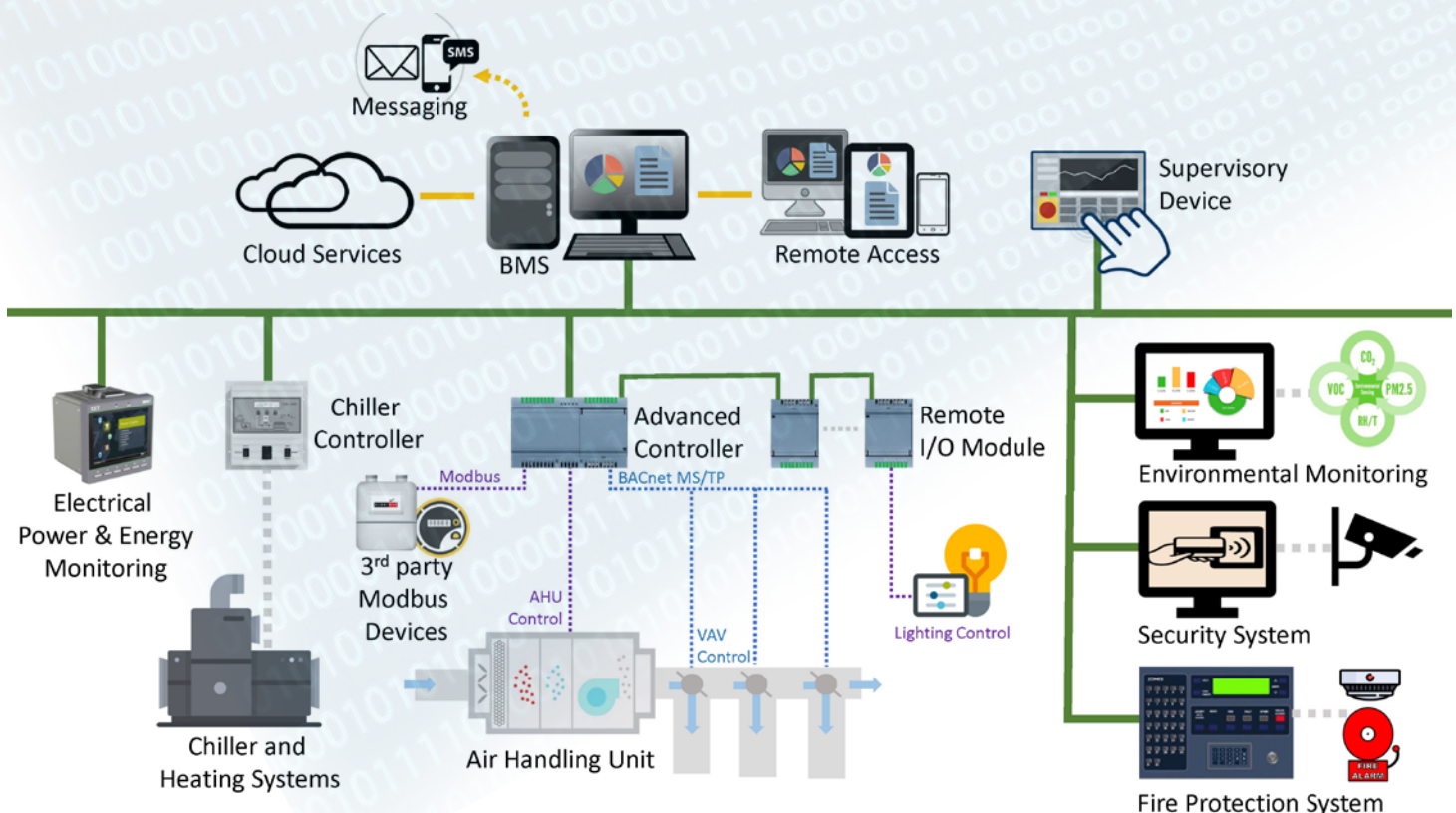
Powerful platform for the integration of CET's PMC and 3<sup>rd</sup>-party IEDs from major suppliers through a large protocol library with hundreds of drivers that supports industry standard protocols such as Modbus RTU with device-specific mapping, DNP, IEC 60870-5-10x, IEC 61850, OPC, SNMP, PQDIF as well as manufacturer-specific protocols for protection relays from ABB, Beckwith, GE, LSIS, Schneider MiCOM, Siemens, SEL and others.



## Building and Substation Automation

Powerful features facilitate the easy integration of Real-time energy data from IEDs into BMS in creating a Building Energy Management System (BEMS) for the efficient control of HVAC and lighting for commercial buildings as well as provide such capabilities as fault monitoring and remote control of protection and power-system devices for Substation Automation applications.

# Typical Applications





CET Inc.

## Our Services



CET has a team of dedicated and proficient Engineering Services personnel who are ready to provide expert assistance for your system deployment needs. We are committed in helping our customers create a more secure and reliable, energy conserving and environmentally friendly electrical power system. Our team of experts is prepared to provide customized solutions for your different application needs with timely and efficient services. Please do not hesitate to contact our sales office or your local representative for more information.

Email: [sales@cet-global.com](mailto:sales@cet-global.com)  
Website: [www.cet-global.com](http://www.cet-global.com)

Copyright © CET Inc. All rights reserved.